

## Law Grads Hiring Report: Job Stats for the Class of 2018

Law.com breaks down the latest American Bar Association data on law school entry-level employment to determine which schools fared the best—and worst—in 10 different job categories.

By Karen Sloan

The J.D. Class of 2018 enjoyed the strongest entry-level legal job market in a decade, with 78.6% landing jobs that require a law degree or for which a law degree offers an advantage within 10 months of leaving campus—up from 75.3% the previous year.

But graduate employment rates fluctuated wildly among law schools, so Law.com has delved into the trove of jobs data released in late April by the American Bar Association to determine how schools performed in 10 different areas.

We have ranked schools according to their percentage of 2018 graduates in full-time, long-term jobs that require a J.D., which are often seen as the gold standard for new law graduates. Here, Columbia Law School comes out of top, with nearly 94% of recent grads landing such jobs. (Columbia is followed by the University of Virginia School of Law, Duke University School of Law, University of Chicago Law School and Cornell Law School.)

We've also looked at which school sent the highest percentage of 2018 graduates into federal clerkships, with Yale Law School leading the pack. Yale had 34% of recent graduates go into those positions, followed by Stanford Law School at 29% and Chicago at 24%

Our other charts break down which schools sent the most graduates into large firm jobs, government and public interest




positions, and state and local clerkships. For the second year, we've calculated which schools sent the most graduates into large law firms or federal clerkships—a category we have dubbed “elite jobs.”

On the flip side, we also ranked schools according to the percentage of 2018 graduates who were unemployed and looking for work 10 months after graduation. The ABA data shows that eight law schools had unemployment rates of 20% or higher, with all three of Puerto Rico's law schools landing on that list. We also look at the schools with the highest rate of underemployed recent graduates—that is, graduates who are unemployed or in

jobs that are either short-term, part-time or non-professional.

The numbers tell a story of elite schools that enjoy high job placement rates, while many lower-ranked schools are struggling to place most graduates into solid legal jobs despite improved national employment rates.

**Karen Sloan** is the Legal Education Editor and Senior Writer at ALM. Contact her at [ksloan@alm.com](mailto:ksloan@alm.com). On Twitter: @KarenSloanNLJ Sign up for Ahead of the Curve—her weekly email update on trends and innovation in legal education—here: <https://www.law.com/briefings/ahead-of-the-curve/>





























## FULL-TIME LAW JOBS

Here's how law schools did in placing their 2018 graduates into fulltime, long-term law jobs that require passing the bar and were not funded by the schools themselves—widely viewed as the gold standard for new lawyer employment.

Rank	School	
1	COLUMBIA UNIVERSITY	93.54%
2	VIRGINIA, UNIVERSITY OF	92.64%
3	DUKE UNIVERSITY	91.36%
4	CHICAGO, UNIVERSITY OF	91.26%
5	CORNELL UNIVERSITY	90.82%
6	NEW YORK UNIVERSITY	89.74%
7	NORTHWESTERN UNIVERSITY	89.52%
8	MICHIGAN, UNIVERSITY OF	89.35%
9	CALIFORNIA-BERKELEY, UNIVERSITY OF	89.32%
10	PENNSYLVANIA, UNIVERSITY OF	88.89%
11	SETON HALL UNIVERSITY	88.61%
12	WASHINGTON UNIVERSITY	87.56%
13	IOWA, UNIVERSITY OF	87.23%
14	BELMONT UNIVERSITY	87.18%
15	KENTUCKY, UNIVERSITY OF	87.04%
16	WASHINGTON AND LEE UNIVERSITY	86.73%
17	HARVARD UNIVERSITY	86.10%
18	GEORGIA, UNIVERSITY OF	85.64%
19	TEXAS AT AUSTIN, UNIVERSITY OF	85.30%

## BAR PASSAGE REQUIRED & J.D. ADVANTAGE JOBS

Here's how schools did in placing 2018 graduates in either fulltime, long-term jobs that require bar passage, or jobs for which a J.D. offers an advantage.

Rank	School		
1	COLUMBIA UNIVERSITY		95.32%
2	NORTHWESTERN UNIVERSITY		94.76%
3	KENTUCKY, UNIVERSITY OF		94.44%
4	PENNSYLVANIA, UNIVERSITY OF		93.83%
5	VIRGINIA, UNIVERSITY OF		93.65%
6	NEBRASKA, UNIVERSITY OF		93.62%
7	CHICAGO, UNIVERSITY OF		93.20%
8	CORNELL UNIVERSITY		92.86%
9	DUKE UNIVERSITY		92.73%
10	SETON HALL UNIVERSITY		92.41%
11	MICHIGAN, UNIVERSITY OF		92.10%
12	ILLINOIS, UNIVERSITY OF		91.95%
13	WASHINGTON UNIVERSITY		91.87%
14	ST. JOHN'S UNIVERSITY		91.59%
15	IOWA, UNIVERSITY OF		91.49%
16	TEXAS AT AUSTIN, UNIVERSITY OF		90.68%
17	HARVARD UNIVERSITY		90.68%
18	MINNESOTA, UNIVERSITY OF		90.63%
19	CALIFORNIA-BERKELEY, UNIVERSITY OF		90.61%
20	NEW YORK UNIVERSITY		90.39%
21	GEORGIA, UNIVERSITY OF		90.26%
22	STANFORD UNIVERSITY		90.16%
23	BAYLOR UNIVERSITY		88.98%
24	ARIZONA STATE UNIVERSITY		88.77%
25	BELMONT UNIVERSITY		88.46%
26	LOUISVILLE, UNIVERSITY OF		88.46%

## LARGE FIRM JOBS

We're ranked law schools according to their percentage of 2018 graduates in jobs at firms of 100 or more lawyers.

Rank	School		
41	VILLANOVA UNIVERSITY		19.25%
42	TULANE UNIVERSITY		18.82%
43	GEORGIA STATE UNIVERSITY		18.44%
44	WASHINGTON, UNIVERSITY OF		18.13%
45	BROOKLYN LAW SCHOOL		17.58%
46	WISCONSIN, UNIVERSITY OF		17.30%
47	CHICAGO-KENT COLLEGE OF LAW-IIT		17.24%
48	LOYOLA UNIVERSITY-CHICAGO		17.10%
49	SETON HALL UNIVERSITY		17.09%
50	SANTA CLARA UNIVERSITY		17.05%
51	SAINT LOUIS UNIVERSITY		16.99%
52	CASE WESTERN RESERVE UNIVERSITY		16.67%
53	CALIFORNIA-DAVIS, UNIVERSITY OF		16.38%
54	WEST VIRGINIA UNIVERSITY		16.33%
55	IOWA, UNIVERSITY OF		16.31%
56	FLORIDA, UNIVERSITY OF		16.25%
57	TENNESSEE, UNIVERSITY OF		15.79%
58	LOYOLA MARYMOUNT UNIVERSITY-LOS ANGELES		15.71%
59	SAN DIEGO, UNIVERSITY OF		15.53%
60	ST. JOHN'S UNIVERSITY		15.49%
61	NORTHEASTERN UNIVERSITY		14.71%
62	GEORGE MASON UNIVERSITY		14.60%
63	SUFFOLK UNIVERSITY		14.52%
64	DETROIT MERCY, UNIVERSITY OF		14.46%
65	CINCINNATI, UNIVERSITY OF		14.44%
66	UNIVERSITY OF BUFFALO-SUNY		14.38%

## STATE & LOCAL CLERKSHIPS

We've ranked law schools according to the percentage of 2018 graduates in state and local clerkships.

Rank	School		
1	SETON HALL UNIVERSITY		56.96%
2	RUTGERS UNIVERSITY		52.15%
3	BALTIMORE, UNIVERSITY OF		33.33%
4	ST. THOMAS, UNIVERSITY OF (MINNESOTA)		31.68%
5	MARYLAND, UNIVERSITY OF		29.29%
6	UNIVERSITY OF NEVADA - LAS VEGAS		24.53%
7	HAWAII, UNIVERSITY OF		23.16%
8	ROGER WILLIAMS UNIVERSITY		22.73%
9	MONTANA, UNIVERSITY OF		21.74%
10	WIDENER UNIVERSITY-DELAWARE		21.70%
11	SOUTH CAROLINA, UNIVERSITY OF		21.47%
12	WIDENER-COMMONWEALTH		20.75%
13	MAINE, UNIVERSITY OF		20.00%
14	MINNESOTA, UNIVERSITY OF		19.79%
15	DREXEL UNIVERSITY		19.38%
16	PENNSYLVANIA STATE - DICKINSON LAW		19.05%
17	ARIZONA, UNIVERSITY OF		18.85%
18	IDAHO, UNIVERSITY OF		17.89%
19	COLORADO, UNIVERSITY OF		17.10%
20	CATHOLIC UNIVERSITY OF AMERICA		16.49%
21	UTAH, UNIVERSITY OF		16.30%
22	VILLANOVA UNIVERSITY		16.15%
23	VERMONT LAW SCHOOL		16.08%
24	TEMPLE UNIVERSITY		15.79%
25	NORTH DAKOTA, UNIVERSITY OF		15.29%
26	OREGON, UNIVERSITY OF		15.13%